

**End seal and lighted end seal kits**

The E-100-A and E-100-L-A serve as above-insulation end seal kits for Raychem® brand BTV, QTVR, XTV, KTV, or VPL heating cables. They are approved by FM and CSA for use in hazardous locations.

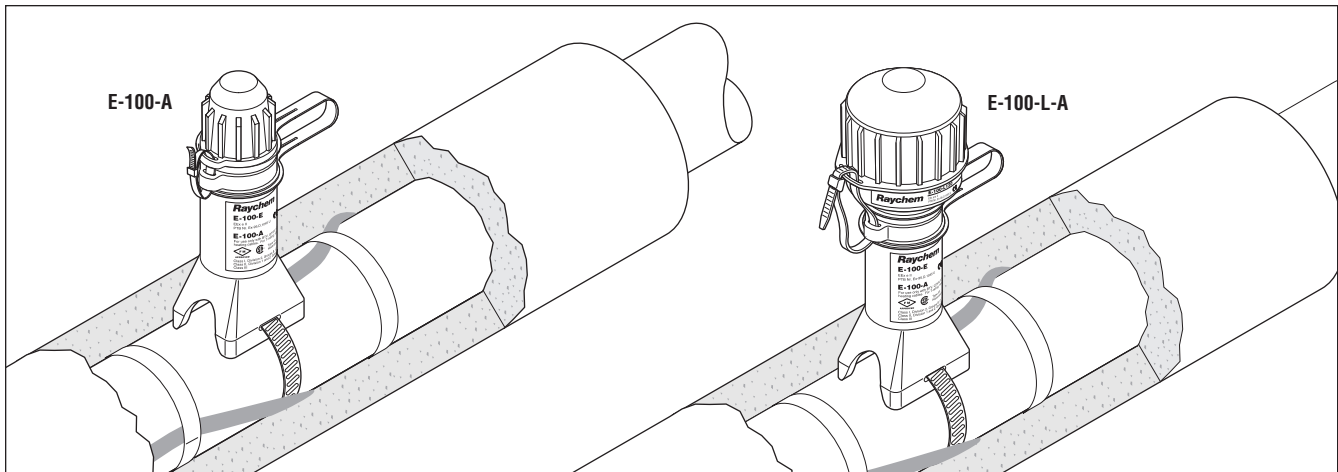
Both the E-100-A and the E-100-L-A are mounted on the pipe and project through the thermal insulation and cladding for ease of maintenance. The E-100-L-A end seal with signal light uses an array of bright LEDs for exceptional visibility and long product life.

These rugged end seals are made from high-performance engineering polymer and resist impact, high temperature, and chemical and UV exposure. The stand allows for up to four inches (100 mm) of thermal insulation. The encapsulated light and boot reliably prevent moisture and dust ingress. The industrial-grade electronics used in the E-100-L-A are encapsulated.

Both the E-100-A and E-100-L-A are re-enterable, allowing easy access for testing. Voltage

and continuity checks can be done by simply unscrewing the E-100-A cap and removing the reusable sealing boot. The E-100-L-A makes maintenance even easier by allowing for visual inspection of heating circuit continuity. The E-100-L-A is available in two voltages and can be retrofitted into previously installed E-100-A end seals. The light module is replaceable.





The kits contain all the necessary materials for a complete installation except for one pipe strap, which must be ordered separately.







	<b>E-100-A</b>	<b>E-100-L-A</b>
<b>Description</b>	Above-insulation end seal, cold-applied	Above-insulation end seal with red signal light, cold-applied
<b>Kit Contents</b>	1 end seal	1 end seal with red indicator light
<b>Note:</b> Order appropriate pipe strap separately (one per kit)		

**Approvals**

**Hazardous Locations**

-  **FM** APPROVED Class I, Div. 2, Groups A, B, C, D  
Class II, Div. 1 and 2, Groups E, F, G  
Class III
-  (1)
-  **FM** APPROVED CLI, ZN1, AEx e II T<sup>(2)</sup>
-  Ex e II T<sup>(2)</sup>

**Hazardous Locations**

-  **FM** APPROVED Class I, Div. 2, Groups A, B, C, D  
Class II, Div. 1 and 2, Groups E, F, G  
Class III
-  (1)
-  **FM** APPROVED CLI, ZN1, AEx em II T<sup>(2)</sup>
-  Ex em II T<sup>(2)</sup>


(1) Except VPL

(2) For T-rating, see heating cable or design documentation

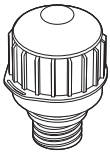
	E-100-A	E-100-L-A
<b>Product Specifications</b>		
Heating cable capability	BTV-CR, BTV-CT, QTVR-CT, XTV-CT, KTV-CT and VPL-CT	
Ingress protection	NEMA 4X (IP65)	NEMA 4X (IP65)
Minimum installation temperature	-40°F (-40°C)	-40°F (-40°C)
Minimum usage temperature	-60°F (-50°C)	-60°F (-50°C)
Maximum pipe temperature	482°F (250°C)	482°F (250°C)
Maximum operating voltage	277 Vac	120/277 Vac
Overall height	7 in (175 mm)	8 in (200 mm)
Outer diameter at insulation	2.0 in (50 mm) Usable with up to 4 in (100 mm) thermal insulation	3 in (75 mm)
Materials	High-performance glass-filled engineered polymer	High-performance glass-filled engineered polymer
<b>Light source</b>		Super-bright light-emitting diodes (LEDs), red
Light source power supply	Linear (nonswitching)	
Power consumption	< 2 W	

**Ordering Details**

<b>End seal</b>			
Part description	E-100-A	E-100-L1-A (100–120 Vac)	E-100-L2-A (200–277 Vac)
Catalog number	046567-000	583377-000	478767-000
Weight	0.5 lb (220 g)	1.3 lb (630 g)	1.3 lb (630 g)

**Boot pack for E-100**

Part description	E-100-BOOT-5-PACK
Catalog number	281053-000
Pack weight	0.25 lb (140 g)
Pack contents	Five sealant-filled boots and five cable ties

**Replacement indicator light for E-100-LXX-A**

Part description	E-100-LR1-A (100–120 Vac)	E-100-LR2-A (200–277 Vac)
Catalog number	552225	874485
Weight	0.9 lb (450 g)	0.9 lb (450 g)